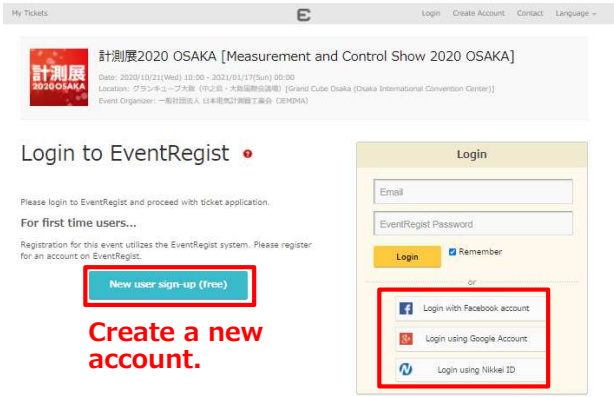


# Advance registration flow

## «EventRegist login page» \*First time only



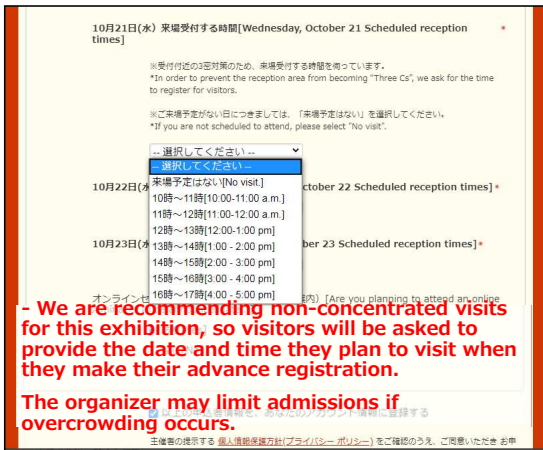
**Create a new account.**

**You can also log in with your Facebook or Google account, or your Nikkei ID.**

\* If this is the first time you are using "EventRegist," you will be asked to register.

\* For any questions on registering with EventRegist, click below:  
<https://help.eventregist.com/hc/en-us>

## «EventRegist personal information entry screen» Personal information and reception time questionnaire



**- We are recommending non-concentrated visits for this exhibition, so visitors will be asked to provide the date and time they plan to visit when they make their advance registration.**

**The organizer may limit admissions if overcrowding occurs.**

**[Application complete]**  
 You will receive a confirmation email with your Visitor Certificate (PDF) attached.

**[Day of your visit]**

### ▼ Visitor Certificate sample

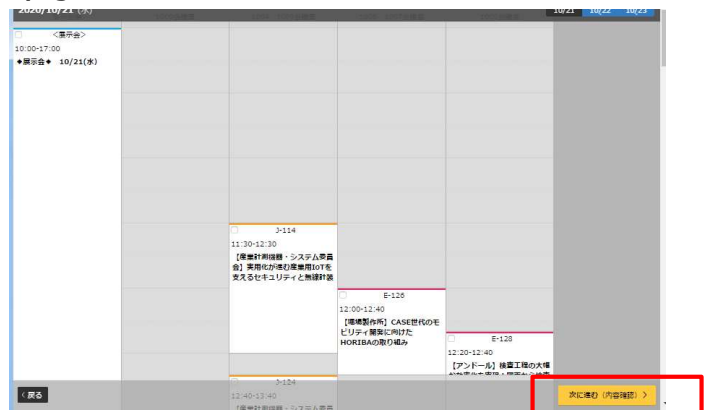


## «EventRegist Measurement and Control Show 2020 Top page» Ticket selection screen



**Please apply for your ticket.**  
**\* One ticket per person.**

## «EventRegist seminar selection screen» Application page Selection screen



**If you will not be taking part in any seminars at the exhibition, please proceed without selecting anything.**

**Please color-print your ticket and bring it with you to the gate on the day of your visit.**

**You will be given a badge holder at the gate.**

**[After the event closes]**  
 View seminar videos

**Some of seminars will be available on video for you to view after the actual event closes. We will be announcing details on our official website after the event closes.**